


Chapter 18 Recursion

CS1: Java Programming
Colorado State University


Original slides by Daniel Liang
Modified slides by Chris Wilcox



Liang, Introduction to Java Programming, Tenth Edition, (c) 2013 Pearson Education, Inc. All rights reserved. 1

Motivations

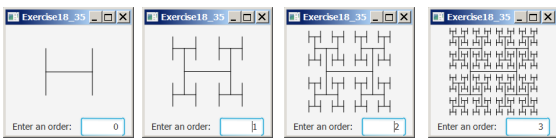
Suppose you want to find all the files under a directory that contains a particular word. How do you solve this problem? There are several ways to solve this problem. An intuitive solution is to use recursion by searching the files in the subdirectories recursively.



Liang, Introduction to Java Programming, Tenth Edition, (c) 2013 Pearson Education, Inc. All rights reserved. 2

Motivations


H-trees, depicted in Figure 18.1, are used in a very large-scale integration (VLSI) design as a clock distribution network for routing timing signals to all parts of a chip with equal propagation delays. How do you write a program to display H-trees? A good approach is to use recursion.



Liang, Introduction to Java Programming, Tenth Edition, (c) 2013 Pearson Education, Inc. All rights reserved. 3

Objectives

- ❑ To describe what a recursive method is and the benefits of using recursion (§18.1).
- ❑ To develop recursive methods for recursive mathematical functions (§§18.2–18.3).
- ❑ To explain how recursive method calls are handled in a call stack (§§18.2–18.3).
- ❑ To solve problems using recursion (§18.4).
- ❑ To use an overloaded helper method to derive a recursive method (§18.5).
- ❑ To implement a selection sort using recursion (§18.5.1).
- ❑ To implement a binary search using recursion (§18.5.2).
- ❑ To get the directory size using recursion (§18.6).
- ❑ To solve the Tower of Hanoi problem using recursion (§18.7).
- ❑ To draw fractals using recursion (§18.8).
- ❑ To discover the relationship and difference between recursion and iteration (§18.9).
- ❑ To know tail-recursive methods and why they are desirable (§18.10).



Liang, Introduction to Java Programming, Tenth Edition, (c) 2013 Pearson Education, Inc. All rights reserved. 4


Computing Factorial

factorial(0) = 1;
factorial(n) = n*factorial(n-1);

n! = n * (n-1)!

0! = 1

ComputeFactorial
Run




Liang, Introduction to Java Programming, Tenth Edition, (c) 2013 Pearson Education, Inc. All rights reserved. 5

animation

Computing Factorial

factorial(0) = 1;
factorial(n) = n*factorial(n-1);

factorial(4)




Liang, Introduction to Java Programming, Tenth Edition, (c) 2013 Pearson Education, Inc. All rights reserved. 6

animation

Computing Factorial

factorial(4) = 4 * factorial(3)

factorial(0) = 1;
factorial(n) = n * factorial(n-1);




Liang, Introduction to Java Programming, Tenth Edition, (c) 2013 Pearson Education, Inc. All rights reserved. 7

animation

Computing Factorial

factorial(4) = 4 * factorial(3)
= 4 * 3 * factorial(2)

factorial(0) = 1;
factorial(n) = n * factorial(n-1);




Liang, Introduction to Java Programming, Tenth Edition, (c) 2013 Pearson Education, Inc. All rights reserved. 8

animation

Computing Factorial

factorial(4) = 4 * factorial(3)
= 4 * 3 * factorial(2)
= 4 * 3 * (2 * factorial(1))

factorial(0) = 1;
factorial(n) = n * factorial(n-1);




Liang, Introduction to Java Programming, Tenth Edition, (c) 2013 Pearson Education, Inc. All rights reserved. 9

animation

Computing Factorial

factorial(4) = 4 * factorial(3)
= 4 * 3 * factorial(2)
= 4 * 3 * (2 * factorial(1))
= 4 * 3 * (2 * (1 * factorial(0)))

factorial(0) = 1;
factorial(n) = n * factorial(n-1);




Liang, Introduction to Java Programming, Tenth Edition, (c) 2013 Pearson Education, Inc. All rights reserved. 10

animation

Computing Factorial

factorial(4) = 4 * factorial(3)
= 4 * 3 * factorial(2)
= 4 * 3 * (2 * factorial(1))
= 4 * 3 * (2 * (1 * factorial(0)))
= 4 * 3 * (2 * (1 * 1))

factorial(0) = 1;
factorial(n) = n * factorial(n-1);




Liang, Introduction to Java Programming, Tenth Edition, (c) 2013 Pearson Education, Inc. All rights reserved. 11

animation

Computing Factorial

factorial(4) = 4 * factorial(3)
= 4 * 3 * factorial(2)
= 4 * 3 * (2 * factorial(1))
= 4 * 3 * (2 * (1 * factorial(0)))
= 4 * 3 * (2 * (1 * 1))
= 4 * 3 * (2 * 1)

factorial(0) = 1;
factorial(n) = n * factorial(n-1);




Liang, Introduction to Java Programming, Tenth Edition, (c) 2013 Pearson Education, Inc. All rights reserved. 12

animation

Computing Factorial

```

factorial(0) = 1;
factorial(n) = n * factorial(n-1);
factorial(4) = 4 * factorial(3)
              = 4 * 3 * factorial(2)
              = 4 * 3 * (2 * factorial(1))
              = 4 * 3 * (2 * (1 * factorial(0)))
              = 4 * 3 * (2 * (1 * 1))
              = 4 * 3 * (2 * 1)
              = 4 * 3 * 2
  
```




Liang, Introduction to Java Programming, Tenth Edition, (c) 2013 Pearson Education, Inc. All rights reserved. 13

animation

Computing Factorial

```

factorial(0) = 1;
factorial(n) = n * factorial(n-1);
factorial(4) = 4 * factorial(3)
              = 4 * (3 * factorial(2))
              = 4 * (3 * (2 * factorial(1)))
              = 4 * (3 * (2 * (1 * factorial(0))))
              = 4 * (3 * (2 * (1 * 1)))
              = 4 * (3 * (2 * 1))
              = 4 * (3 * 2)
              = 4 * (6)
  
```




Liang, Introduction to Java Programming, Tenth Edition, (c) 2013 Pearson Education, Inc. All rights reserved. 14

animation

Computing Factorial

```

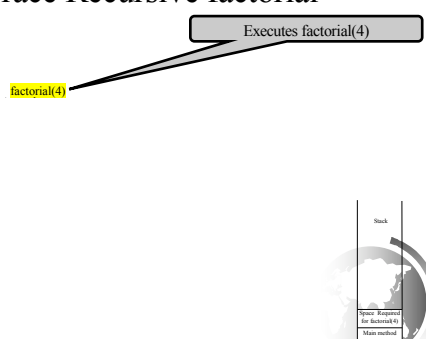
factorial(0) = 1;
factorial(n) = n * factorial(n-1);
factorial(4) = 4 * factorial(3)
              = 4 * (3 * factorial(2))
              = 4 * (3 * (2 * factorial(1)))
              = 4 * (3 * (2 * (1 * factorial(0))))
              = 4 * (3 * (2 * (1 * 1)))
              = 4 * (3 * (2 * 1))
              = 4 * (3 * 2)
              = 4 * (6)
              = 24
  
```



Liang, Introduction to Java Programming, Tenth Edition, (c) 2013 Pearson Education, Inc. All rights reserved. 15

animation


Trace Recursive factorial



Liang, Introduction to Java Programming, Tenth Edition, (c) 2013 Pearson Education, Inc. All rights reserved. 16

animation

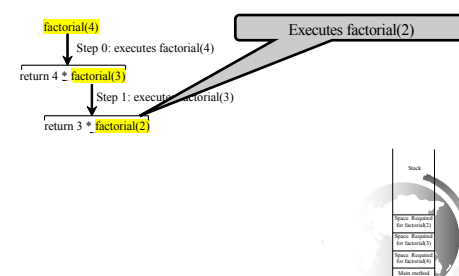
Trace Recursive factorial



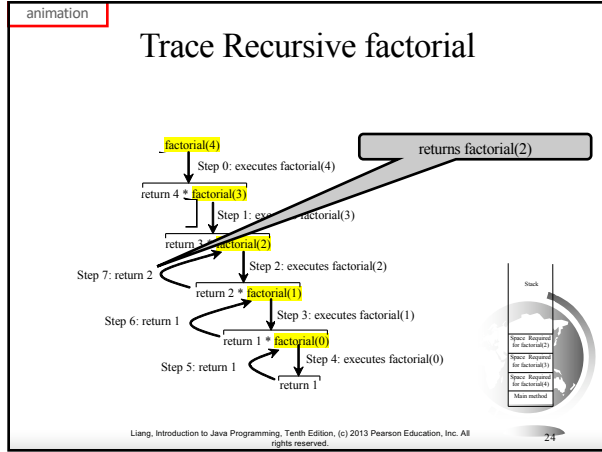
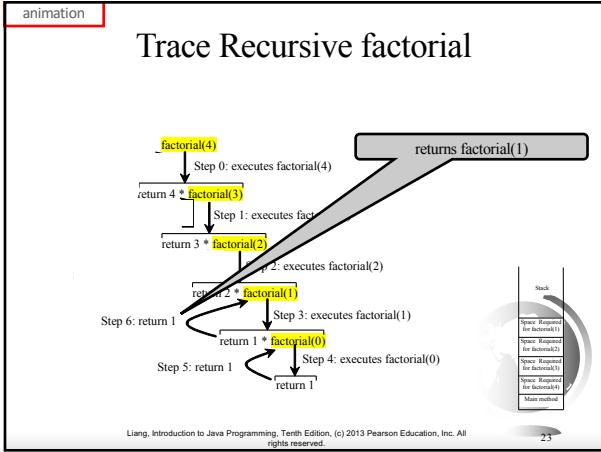
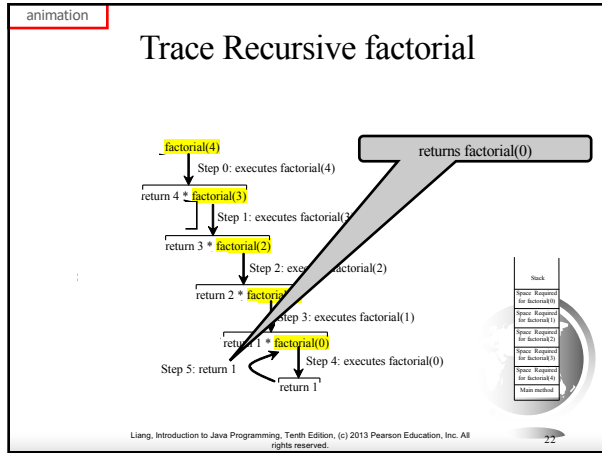
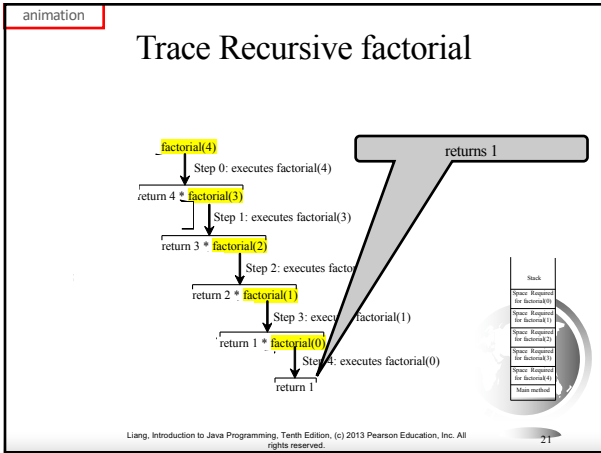
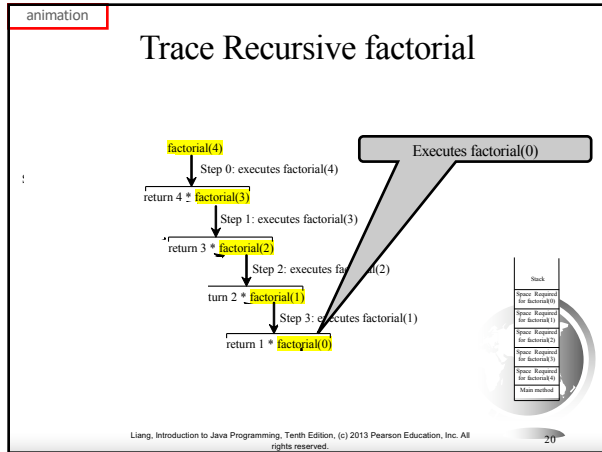
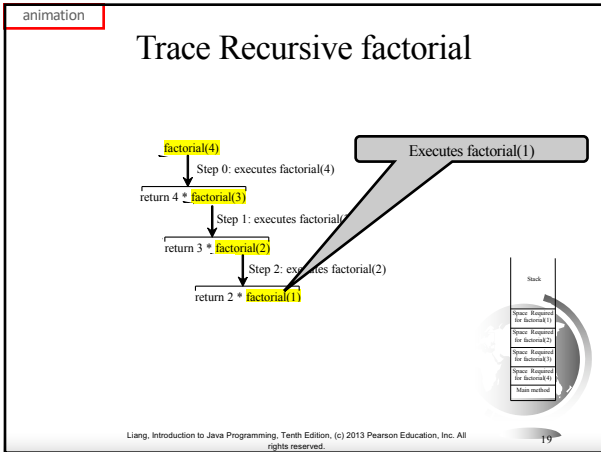
Liang, Introduction to Java Programming, Tenth Edition, (c) 2013 Pearson Education, Inc. All rights reserved. 17

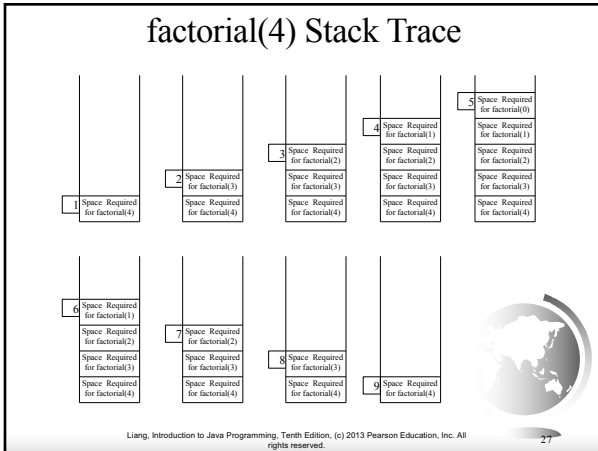
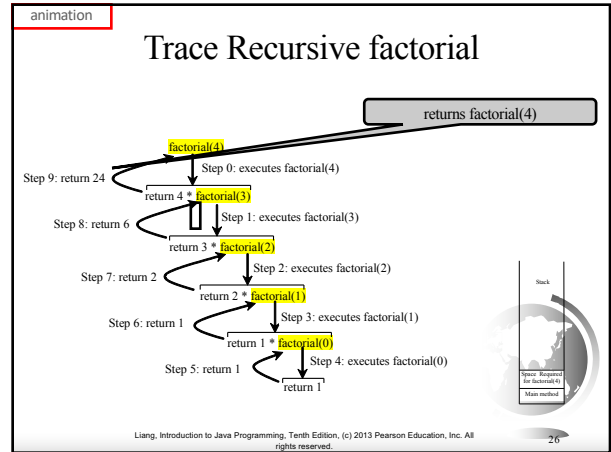
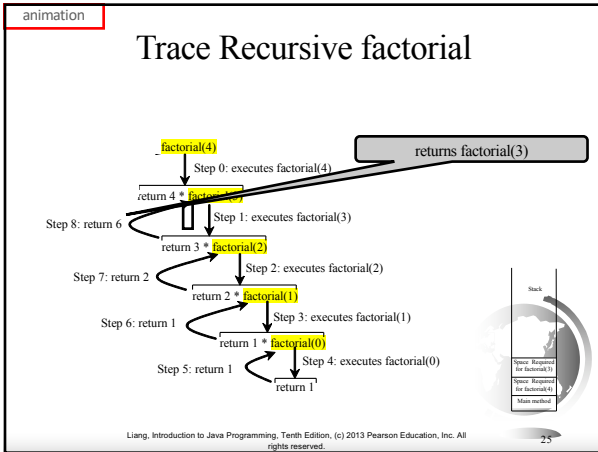
animation

Trace Recursive factorial



Liang, Introduction to Java Programming, Tenth Edition, (c) 2013 Pearson Education, Inc. All rights reserved. 18





Other Examples

$f(0) = 0;$

$f(n) = n + f(n-1);$

Liang, Introduction to Java Programming, Tenth Edition, (c) 2013 Pearson Education, Inc. All rights reserved. 28

Fibonacci Numbers

Fibonacci series: 0 1 1 2 3 5 8 13 21 34 55 89...

indices: 0 1 2 3 4 5 6 7 8 9 10 11

$fib(0) = 0;$

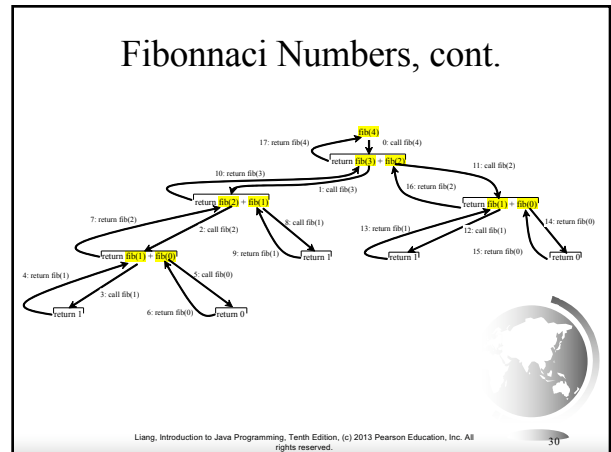
$fib(1) = 1;$

$fib(index) = fib(index - 1) + fib(index - 2); index \geq 2$

$fib(3) = fib(2) + fib(1) = (fib(1) + fib(0)) + fib(1) = (1 + 0) + fib(1) = 1 + fib(1) = 1 + 1 = 2$

Compute Fibonacci Run

Liang, Introduction to Java Programming, Tenth Edition, (c) 2013 Pearson Education, Inc. All rights reserved. 29



Characteristics of Recursion

All recursive methods have the following characteristics:

- One or more base cases (the simplest case) are used to stop recursion.
- Every recursive call reduces the original problem, bringing it increasingly closer to a base case until it becomes that case.

In general, to solve a problem using recursion, you break it into subproblems. If a subproblem resembles the original problem, you can apply the same approach to solve the subproblem recursively. This subproblem is almost the same as the original problem in nature with a smaller size.

Liang, Introduction to Java Programming, Tenth Edition, (c) 2013 Pearson Education, Inc. All rights reserved.

31

Problem Solving Using Recursion

Let us consider a simple problem of printing a message for n times. You can break the problem into two subproblems: one is to print the message one time and the other is to print the message for $n-1$ times. The second problem is the same as the original problem with a smaller size. The base case for the problem is $n=0$. You can solve this problem using recursion as follows:

```
nPrintln("Welcome", 5);
public static void nPrintln(String message, int times) {
    if (times >= 1) {
        System.out.println(message);
        nPrintln(message, times - 1);
    } // The base case is times == 0
}
```

Liang, Introduction to Java Programming, Tenth Edition, (c) 2013 Pearson Education, Inc. All rights reserved.

32

Think Recursively

Many of the problems presented in the early chapters can be solved using recursion if you *think recursively*. For example, the palindrome problem can be solved recursively as follows:

```
public static boolean isPalindrome(String s) {
    if (s.length() <= 1) // Base case
        return true;
    else if (s.charAt(0) != s.charAt(s.length() - 1)) // Base case
        return false;
    else
        return isPalindrome(s.substring(1, s.length() - 1));
}
```

Liang, Introduction to Java Programming, Tenth Edition, (c) 2013 Pearson Education, Inc. All rights reserved.

33

Recursive Helper Methods

The preceding recursive `isPalindrome` method is not efficient, because it creates a new string for every recursive call. To avoid creating new strings, use a helper method:

```
public static boolean isPalindrome(String s) {
    return isPalindrome(s, 0, s.length() - 1);
}
public static boolean isPalindrome(String s, int low, int high) {
    if (high <= low) // Base case
        return true;
    else if (s.charAt(low) != s.charAt(high)) // Base case
        return false;
    else
        return isPalindrome(s, low + 1, high - 1);
}
```

Liang, Introduction to Java Programming, Tenth Edition, (c) 2013 Pearson Education, Inc. All rights reserved.

34

Recursive Selection Sort

1. Find the smallest number in the list and swaps it with the first number.
2. Ignore the first number and sort the remaining smaller list recursively.

RecursiveSelectionSort

Liang, Introduction to Java Programming, Tenth Edition, (c) 2013 Pearson Education, Inc. All rights reserved.

35

Recursive Binary Search

1. Case 1: If the key is less than the middle element, recursively search the key in the first half of the array.
2. Case 2: If the key is equal to the middle element, the search ends with a match.
3. Case 3: If the key is greater than the middle element, recursively search the key in the second half of the array.

RecursiveBinarySearch

Liang, Introduction to Java Programming, Tenth Edition, (c) 2013 Pearson Education, Inc. All rights reserved.

36

Recursive Implementation

```

/** Use binary search to find the key in the list */
public static int recursiveBinarySearch(int[] list, int key) {
    int low = 0;
    int high = list.length - 1;
    return recursiveBinarySearch(list, key, low, high);
}

/** Use binary search to find the key in the list between
    list[low] list[high] */
public static int recursiveBinarySearch(int[] list, int key,
    int low, int high) {
    if (low > high) // The list has been exhausted without a match
        return -low - 1;

    int mid = (low + high) / 2;
    if (key < list[mid])
        return recursiveBinarySearch(list, key, low, mid - 1);
    else if (key == list[mid])
        return mid;
    else
        return recursiveBinarySearch(list, key, mid + 1, high);
}
    
```

37

Directory Size

The preceding examples can easily be solved without using recursion. This section presents a problem that is difficult to solve without using recursion. The problem is to find the size of a directory. The size of a directory is the sum of the sizes of all files in the directory. A directory may contain subdirectories. Suppose a directory contains files f_1, \dots, f_m , and subdirectories d_1, \dots, d_n , as shown below.

38

Directory Size

The size of the directory can be defined recursively as follows:

$$size(d) = size(f_1) + size(f_2) + \dots + size(f_m) + size(d_1) + size(d_2) + \dots + size(d_n)$$

39

Tower of Hanoi

- There are n disks labeled $1, 2, 3, \dots, n$, and three towers labeled A, B, and C.
- No disk can be on top of a smaller disk at any time.
- All the disks are initially placed on tower A.
- Only one disk can be moved at a time, and it must be the top disk on the tower.

40

Tower of Hanoi, cont.

41

Solution to Tower of Hanoi

The Tower of Hanoi problem can be decomposed into three subproblems

42

Solution to Tower of Hanoi

- Move the first $n - 1$ disks from A to C with the assistance of tower B.
- Move disk n from A to B.
- Move $n - 1$ disks from C to B with the assistance of tower A.

TowerOfHanoi Run

Liang, Introduction to Java Programming, Tenth Edition, (c) 2013 Pearson Education, Inc. All rights reserved.

45

Exercise 18.3 GCD

$\text{gcd}(2, 3) = 1$
 $\text{gcd}(2, 10) = 2$
 $\text{gcd}(25, 35) = 5$
 $\text{gcd}(205, 301) = 5$
 $\text{gcd}(m, n)$

Approach 1: Brute-force, start from $\min(n, m)$ down to 1, to check if a number is common divisor for both m and n , if so, it is the greatest common divisor.

Approach 2: Euclid's algorithm

Approach 3: Recursive method

Liang, Introduction to Java Programming, Tenth Edition, (c) 2013 Pearson Education, Inc. All rights reserved.

44

Approach 2: Euclid's algorithm

```
// Get absolute value of m and n;
t1 = Math.abs(m); t2 = Math.abs(n);
// r is the remainder of t1 divided by t2;
r = t1 % t2;
while (r != 0) {
    t1 = t2;
    t2 = r;
    r = t1 % t2;
}

// When r is 0, t2 is the greatest common
// divisor between t1 and t2
return t2;
```

Liang, Introduction to Java Programming, Tenth Edition, (c) 2013 Pearson Education, Inc. All rights reserved.

45

Approach 3: Recursive Method

$\text{gcd}(m, n) = n$ if $m \% n = 0$;
 $\text{gcd}(m, n) = \text{gcd}(n, m \% n)$; otherwise;

Liang, Introduction to Java Programming, Tenth Edition, (c) 2013 Pearson Education, Inc. All rights reserved.

46

Fractals?

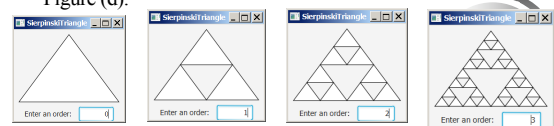
A fractal is a geometrical figure just like triangles, circles, and rectangles, but fractals can be divided into parts, each of which is a reduced-size copy of the whole. There are many interesting examples of fractals. This section introduces a simple fractal, called *Sierpinski triangle*, named after a famous Polish mathematician.

Liang, Introduction to Java Programming, Tenth Edition, (c) 2013 Pearson Education, Inc. All rights reserved.

47

Sierpinski Triangle

1. It begins with an equilateral triangle, which is considered to be the Sierpinski fractal of order (or level) 0, as shown in Figure (a).
2. Connect the midpoints of the sides of the triangle of order 0 to create a Sierpinski triangle of order 1, as shown in Figure (b).
3. Leave the center triangle intact. Connect the midpoints of the sides of the three other triangles to create a Sierpinski of order 2, as shown in Figure (c).
4. You can repeat the same process recursively to create a Sierpinski triangle of order 3, 4, ..., and so on, as shown in Figure (d).



Liang, Introduction to Java Programming, Tenth Edition, (c) 2013 Pearson Education, Inc. All rights reserved.

48

Sierpinski Triangle Solution

Draw the Sierpinski triangle
displayTriangles(order, p1, p2, p3)

(a)

Recursively draw the small Sierpinski triangle
displayTriangles(order - 1, p1, p12, p31)

Recursively draw the small Sierpinski triangle
displayTriangles(order - 1, p2, p2, p23)

Recursively draw the small Sierpinski triangle
displayTriangles(order - 1, p31, p23, p3)

(b)

SierpinskiTriangle Run

Liang, Introduction to Java Programming, Tenth Edition, (c) 2013 Pearson Education, Inc. All rights reserved. 49

Recursion vs. Iteration

Recursion is an alternative form of program control. It is essentially repetition without a loop.

Recursion bears substantial overhead. Each time the program calls a method, the system must assign space for all of the method's local variables and parameters. This can consume considerable memory and requires extra time to manage the additional space.

Liang, Introduction to Java Programming, Tenth Edition, (c) 2013 Pearson Education, Inc. All rights reserved. 50

Advantages of Using Recursion

Recursion is good for solving the problems that are inherently recursive.

Liang, Introduction to Java Programming, Tenth Edition, (c) 2013 Pearson Education, Inc. All rights reserved. 51

Tail Recursion

A recursive method is said to be *tail recursive* if there are no pending operations to be performed on return from a recursive call.

Non-tail recursive `ComputeFactorial`

Tail recursive `ComputeFactorialTailRecursion`

Liang, Introduction to Java Programming, Tenth Edition, (c) 2013 Pearson Education, Inc. All rights reserved. 52