

Chapter 8 Multidimensional Arrays

CS1: Java Programming
Colorado State University

Original slides by Daniel Liang
Modified slides by Chris Wilcox



Liang, Introduction to Java Programming, Tenth Edition, (c) 2015 Pearson Education, Inc. All rights reserved.

1

Motivations

Thus far, you have used one-dimensional arrays to model linear collections of elements. You can use a two-dimensional array to represent a matrix or a table. For example, the following table that describes the distances between the cities can be represented using a two-dimensional array.

Distance Table (in miles)

	Chicago	Boston	New York	Atlanta	Miami	Dallas	Houston
Chicago	0	983	787	714	1375	967	1087
Boston	983	0	214	1102	1763	1723	1842
New York	787	214	0	888	1549	1548	1627
Atlanta	714	1102	888	0	661	781	810
Miami	1375	1763	1549	661	0	1426	1187
Dallas	967	1723	1548	781	1426	0	239
Houston	1087	1842	1627	810	1187	239	0



Liang, Introduction to Java Programming, Tenth Edition, (c) 2015 Pearson Education, Inc. All rights reserved.

2

Motivations

```
double[][] distances = {  
    {0, 983, 787, 714, 1375, 967, 1087},  
    {983, 0, 214, 1102, 1763, 1723, 1842},  
    {787, 214, 0, 888, 1549, 1548, 1627},  
    {714, 1102, 888, 0, 661, 781, 810},  
    {1375, 1763, 1549, 661, 0, 1426, 1187},  
    {967, 1723, 1548, 781, 1426, 0, 239},  
    {1087, 1842, 1627, 810, 1187, 239, 0},  
};
```

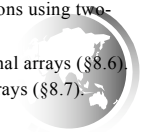


Liang, Introduction to Java Programming, Tenth Edition, (c) 2015 Pearson Education, Inc. All rights reserved.

3

Objectives

- ❑ To give examples of representing data using two-dimensional arrays (§8.1).
- ❑ To declare variables for two-dimensional arrays, create arrays, and access array elements in a two-dimensional array using row and column indexes (§8.2).
- ❑ To program common operations for two-dimensional arrays (displaying arrays, summing all elements, finding the minimum and maximum elements, and random shuffling) (§8.3).
- ❑ To pass two-dimensional arrays to methods (§8.4).
- ❑ To write a program for grading multiple-choice questions using two-dimensional arrays (§8.5).
- ❑ To solve the closest-pair problem using two-dimensional arrays (§8.6).
- ❑ To check a Sudoku solution using two-dimensional arrays (§8.7).
- ❑ To use multidimensional arrays (§8.8).



Liang, Introduction to Java Programming, Tenth Edition, (c) 2015 Pearson Education, Inc. All rights reserved.

4

Declare/Create Two-dimensional Arrays

```
// Declare array ref var
dataType[][] refVar;

// Create array and assign its reference to variable
refVar = new dataType[10][10];

// Combine declaration and creation in one statement
dataType[][] refVar = new dataType[10][10];

// Alternative syntax
dataType refVar[][] = new dataType[10][10];
```

Declaring Variables of Two-dimensional Arrays and Creating Two-dimensional Arrays

```
int[][] matrix = new int[10][10];
or
int matrix[][] = new int[10][10];
matrix[0][0] = 3;

for (int i = 0; i < matrix.length; i++)
    for (int j = 0; j < matrix[i].length; j++)
        matrix[i][j] = (int) (Math.random() * 1000);

double[][] x;
```

Two-dimensional Array Illustration

	[0]	[1]	[2]	[3]	[4]
[0]	0	0	0	0	0
[1]	0	0	0	0	0
[2]	0	0	0	0	0
[3]	0	0	0	0	0
[4]	0	0	0	0	0

matrix = new int[5][5];

(a) matrix.length? 5
matrix[0].length? 5

	[0]	[1]	[2]	[3]	[4]
[0]	0	0	0	0	0
[1]	0	0	0	0	0
[2]	0	7	0	0	0
[3]	0	0	0	0	0
[4]	0	0	0	0	0

matrix[2][1] = 7;

(b)

	[0]	[1]	[2]
[0]	1	2	3
[1]	4	5	6
[2]	7	8	9
[3]	10	11	12

```
int[][] array = {
    {1, 2, 3},
    {4, 5, 6},
    {7, 8, 9},
    {10, 11, 12}
};
```

(c) array.length? 4
array[0].length? 3

Declaring, Creating, and Initializing Using Shorthand Notations

You can also use an array initializer to declare, create and initialize a two-dimensional array. For example,

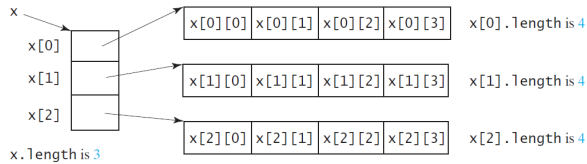
```
int[][] array = {
    {1, 2, 3},
    {4, 5, 6},
    {7, 8, 9},
    {10, 11, 12}
};
```

Same as

```
int[][] array = new int[4][3];
array[0][0] = 1; array[0][1] = 2; array[0][2] = 3;
array[1][0] = 4; array[1][1] = 5; array[1][2] = 6;
array[2][0] = 7; array[2][1] = 8; array[2][2] = 9;
array[3][0] = 10; array[3][1] = 11; array[3][2] = 12;
```

Lengths of Two-dimensional Arrays

```
int[][] x = new int[3][4];
```



Lengths of Two-dimensional Arrays, cont.

```
int[][] array = {
    {1, 2, 3},
    {4, 5, 6},
    {7, 8, 9},
    {10, 11, 12}
};
```

```
array.length
array[0].length
array[1].length
array[2].length
array[3].length
```

```
array[4].length    ArrayIndexOutOfBoundsException
```

Ragged Arrays

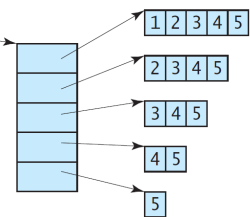
Each row in a two-dimensional array is itself an array. So, the rows can have different lengths. Such an array is known as a *ragged array*. For example,

```
int[][] matrix = {
    {1, 2, 3, 4, 5},
    {2, 3, 4, 5},
    {3, 4, 5},
    {4, 5},
    {5}
};
```

```
matrix.length is 5
matrix[0].length is 5
matrix[1].length is 4
matrix[2].length is 3
matrix[3].length is 2
matrix[4].length is 1
```

Ragged Arrays, cont.

```
int[][] triangleArray = {
    {1, 2, 3, 4, 5},
    {2, 3, 4, 5},
    {3, 4, 5},
    {4, 5},
    {5}
};
```



Processing Two-Dimensional Arrays

See the examples in the text.

1. (Initializing arrays with input values)
2. (Printing arrays)
3. (Summing all elements)
4. (Summing all elements by column)
5. (Which row has the largest sum)
6. (Finding the smallest index of the largest element)
7. (*Random shuffling*)



Initializing arrays with input values

```
java.util.Scanner input = new Scanner(System.in);
System.out.println("Enter " + matrix.length + " rows and " +
    matrix[0].length + " columns: ");
for (int row = 0; row < matrix.length; row++) {
    for (int column = 0; column < matrix[row].length; column++) {
        matrix[row][column] = input.nextInt();
    }
}
```



Initializing arrays with random values

```
for (int row = 0; row < matrix.length; row++) {
    for (int column = 0; column < matrix[row].length; column++) {
        matrix[row][column] = (int)(Math.random() * 100);
    }
}
```



Printing arrays

```
for (int row = 0; row < matrix.length; row++) {
    for (int column = 0; column < matrix[row].length; column++) {
        System.out.print(matrix[row][column] + " ");
    }
    System.out.println();
}
```



Summing all elements

```
int total = 0;
for (int row = 0; row < matrix.length; row++) {
    for (int column = 0; column < matrix[row].length; column++) {
        total += matrix[row][column];
    }
}
```



Summing elements by column

```
for (int column = 0; column < matrix[0].length; column++) {
    int total = 0;
    for (int row = 0; row < matrix.length; row++)
        total += matrix[row][column];
    System.out.println("Sum for column " + column + " is "
        + total);
}
```



Random shuffling

```
for (int i = 0; i < matrix.length; i++) {
    for (int j = 0; j < matrix[i].length; j++) {
        int i1 = (int)(Math.random() * matrix.length);
        int j1 = (int)(Math.random() * matrix[i].length);
        // Swap matrix[i][j] with matrix[i1][j1]
        int temp = matrix[i][j];
        matrix[i][j] = matrix[i1][j1];
        matrix[i1][j1] = temp;
    }
}
```



Passing Two-Dimensional Arrays to Methods

PassTwoDimensionalArray

Run



Problem: Grading Multiple-Choice Test

Students' answer

	0	1	2	3	4	5	6	7	8	9
Student 0	A	B	A	C	C	D	E	E	A	D
Student 1	D	B	A	B	C	A	E	E	E	A
Student 2	E	D	D	A	C	B	E	E	E	A
Student 3	C	B	A	E	D	C	E	E	E	A
Student 4	A	B	D	C	C	D	E	E	E	A
Student 5	B	B	E	C	C	D	E	E	E	A
Student 6	B	B	A	C	C	D	E	E	E	A
Student 7	E	B	E	C	C	D	E	E	E	A

Objective: write a program that grades multiple-choice test.

Key to the Questions:

0 1 2 3 4 5 6 7 8 9

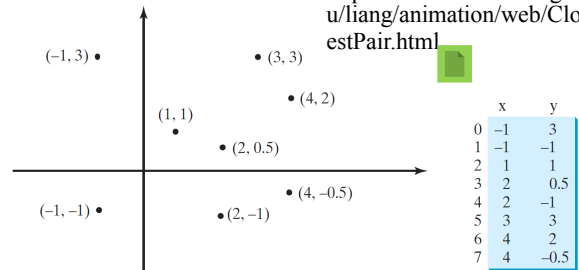
Key D B D C C D A E A D

PassTwoDimensionalArray

Run

Problem: Finding Two Points Nearest to Each Other

<http://www.cs.armstrong.edu/liang/animation/web/ClosestPair.html>



	x	y
0	-1	3
1	-1	-1
2	1	1
3	2	0.5
4	2	-1
5	3	3
6	4	2
7	4	-0.5

PassTwoDimensionalArray

Run

What is Sudoku?

5	3		7					
6		1	9	5				
	9	8				6		
8			6					3
4		8	3					1
7			2					6
	6							
		4	1	9				5
			8			7	9	

<http://www.cs.armstrong.edu/liang/animation/web/Sudoku.html>



Every row contains the numbers 1 to 9

5	3		7					
6		1	9	5				
	9	8				6		
8			6					3
4		8	3					1
7			2					6
	6							
		4	1	9				5
			8			7	9	

5	3	4	6	7	8	0	2	2
6	7	2	1	9	5	3	4	8
7	0	8	2	7	5	6	7	
8	5	9	6	7	4	2	3	
4	2	6	8	5	3	7	0	1
7	4	3	9	2	7	8	3	6
0	6	7	5	3	2	8	4	
2	8	7	4	1	9	0	5	3
0	7	5	2	8	6	7	7	0



Every column contains the numbers 1 to 9

5	3		7					
6			1	9	5			
	9	8				6		
8			6					3
4		8	3					1
7			2					6
	6							
		4	1	9				5
			8					7
								9

5	3	4	8	7	8	7	2	8
6	7	2	1	9	5	3	4	8
7	9	8	3	4	2	5	6	7
8	5	9	7	6	1	4	2	3
4	2	6	8	3	7	9	1	
7	7	3	9	2	4	8	5	6
9	6	1	5	3	7	2	8	4
2	8	7	4	1	9	6	3	5
3	4	5	2	8	6	1	7	9

Every 3x3 box contains the numbers 1 to 9

5	3		7					
6			1	9	5			
	9	8				6		
8			6					3
4		8	3					1
7			2					6
	6							
		4	1	9				5
			8					7
								9

5	3	4	6	7	8	9	7	2
6	7	2	1	9	5	3	4	8
7	9	8	3	4	2	5	6	7
8	5	9	7	6	1	4	2	3
4	2	6	8	3	7	9	1	
7	7	3	9	2	4	8	5	6
9	6	1	5	3	7	2	8	4
2	8	7	4	1	9	6	3	5
3	4	5	2	8	6	1	7	9

Checking Whether a Solution Is Correct

5	3		7					
6			1	9	5			
	9	8				6		
8			6					3
4		8	3					1
7			2					6
	6							
		4	1	9				5
			8					7
								9

5	3	4	6	7	8	9	7	2
6	7	2	1	9	5	3	4	8
7	9	8	3	4	2	5	6	7
8	5	9	7	6	1	4	2	3
4	2	6	8	3	7	9	1	
7	7	3	9	2	4	8	5	6
9	6	1	5	3	7	2	8	4
2	8	7	4	1	9	6	3	5
3	4	5	2	8	6	1	7	9

PassTwoDimensionalArray

Run

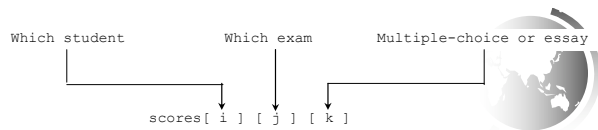
Multidimensional Arrays

Occasionally, you will need to represent n-dimensional data structures. In Java, you can create n-dimensional arrays for any integer n.

The way to declare two-dimensional array variables and create two-dimensional arrays can be generalized to declare n-dimensional array variables and create n-dimensional arrays for $n \geq 3$.

Multidimensional Arrays

```
double[][][] scores = {
    {{7.5, 20.5}, {9.0, 22.5}, {15, 33.5}, {13, 21.5}, {15, 2.5}},
    {{4.5, 21.5}, {9.0, 22.5}, {15, 34.5}, {12, 20.5}, {14, 9.5}},
    {{6.5, 30.5}, {9.4, 10.5}, {11, 33.5}, {11, 23.5}, {10, 2.5}},
    {{6.5, 23.5}, {9.4, 32.5}, {13, 34.5}, {11, 20.5}, {16, 7.5}},
    {{8.5, 26.5}, {9.4, 52.5}, {13, 36.5}, {13, 24.5}, {16, 2.5}},
    {{9.5, 20.5}, {9.4, 42.5}, {13, 31.5}, {12, 20.5}, {16, 6.5}}
};
```



Liang, Introduction to Java Programming, Tenth Edition, (c) 2015 Pearson Education, Inc. All rights reserved.

29

Problem: Calculating Total Scores

Objective: write a program that calculates the total score for students in a class. Suppose the scores are stored in a three-dimensional array named `scores`. The first index in `scores` refers to a student, the second refers to an exam, and the third refers to the part of the exam. Suppose there are 7 students, 5 exams, and each exam has two parts--the multiple-choice part and the programming part. So, `scores[i][j][0]` represents the score on the multiple-choice part for the `i`'s student on the `j`'s exam. Your program displays the total score for each student.

TotalScore Run

Liang, Introduction to Java Programming, Tenth Edition, (c) 2015 Pearson Education, Inc. All rights reserved.

30

Problem: Weather Information

Suppose a meteorology station records the temperature and humidity at each hour of every day and stores the data for the past ten days in a text file named `weather.txt`. Each line of the file consists of four numbers that indicate the day, hour, temperature, and humidity. Your task is to write a program that calculates the average daily temperature and humidity for the 10 days.

```
1 1 76.4 0.92
1 2 77.7 0.93
...
10 23 97.7 0.71
10 24 98.7 0.74
```

(a)

```
10 24 98.7 0.74
1 2 77.7 0.93
...
10 23 97.7 0.71
1 1 76.4 0.92
```

(b)

Weather Run

Liang, Introduction to Java Programming, Tenth Edition, (c) 2015 Pearson Education, Inc. All rights reserved.

31

Problem: Guessing Birthday

Listing 4.3, `GuessBirthday.java`, gives a program that guesses a birthday. The program can be simplified by storing the numbers in five sets in a three-dimensional array, and it prompts the user for the answers using a loop.

GuessBirthdayUsingArray Run

Liang, Introduction to Java Programming, Tenth Edition, (c) 2015 Pearson Education, Inc. All rights reserved.

32