

## Chapter 5: Loops and Iteration

CS1: Java Programming  
Colorado State University

Original slides by Daniel Liang  
Modified slides by Chris Wilcox

Liang, Introduction to Java Programming, Tenth Edition, (c) 2015 Pearson Education, Inc. All rights reserved.

## Motivations

Suppose that you need to print a string (e.g., "Welcome to Java!") a hundred times. It would be tedious to have to write the following statement a hundred times:

```
System.out.println("Welcome to Java!");
```

So, how do you solve this problem?

Liang, Introduction to Java Programming, Tenth Edition, (c) 2015 Pearson Education, Inc. All rights reserved.

## Opening Problem

Problem:

```

100
times
{
System.out.println("Welcome to Java!");
System.out.println("Welcome to Java!");
System.out.println("Welcome to Java!");
System.out.println("Welcome to Java!");
System.out.println("Welcome to Java!");
System.out.println("Welcome to Java!");
...
...
...
System.out.println("Welcome to Java!");
System.out.println("Welcome to Java!");
System.out.println("Welcome to Java!");
}

```

Liang, Introduction to Java Programming, Tenth Edition, (c) 2015 Pearson Education, Inc. All rights reserved.

## Introducing while Loops

```

int count = 0;
while (count < 100) {
    System.out.println("Welcome to Java");
    count++;
}

```

Liang, Introduction to Java Programming, Tenth Edition, (c) 2015 Pearson Education, Inc. All rights reserved.

### Objectives

- To write programs for executing statements repeatedly using a **while** loop (§5.2).
- To follow the loop design strategy to develop loops (§§5.2.1–5.2.3).
- To control a loop with a sentinel value (§5.2.4).
- To obtain large input from a file using input redirection rather than typing from the keyboard (§5.2.5).
- To write loops using **do-while** statements (§5.3).
- To write loops using **for** statements (§5.4).
- To discover the similarities and differences of three types of loop statements (§5.5).
- To write nested loops (§5.6).
- To learn the techniques for minimizing numerical errors (§5.7).
- To learn loops from a variety of examples (**GCD**, **FutureTuition**, **Dec2Hex**) (§5.8).
- To implement program control with **break** and **continue** (§5.9).
- To write a program that displays prime numbers (§5.11).

Liang, Introduction to Java Programming, Tenth Edition, (c) 2015 Pearson Education, Inc. All rights reserved.

### while Loop Flow Chart

```
while (loop-continuation-condition) {
// loop-body;
Statement(s);
}
```

```
int count = 0;
while (count < 100) {
System.out.println("Welcome to Java!");
count++;
}
```

Liang, Introduction to Java Programming, Tenth Edition, (c) 2015 Pearson Education, Inc. All rights reserved.

animation

### Trace while Loop

```
int count = 0;
while (count < 2) {
System.out.println("Welcome to Java!");
count++;
}
```

Initialize count

Liang, Introduction to Java Programming, Tenth Edition, (c) 2015 Pearson Education, Inc. All rights reserved.

animation

### Trace while Loop, cont.

```
int count = 0;
while (count < 2) {
System.out.println("Welcome to Java!");
count++;
}
```

(count < 2) is true


Liang, Introduction to Java Programming, Tenth Edition, (c) 2015 Pearson Education, Inc. All rights reserved.

animation

### Trace while Loop, cont.

```
int count = 0;
while (count < 2) {
  System.out.println("Welcome to Java!");
  count++;
}
```

Print Welcome to Java




Liang, Introduction to Java Programming, Tenth Edition, (c) 2015 Pearson Education, Inc. All rights reserved. 9

animation

### Trace while Loop, cont.

```
int count = 0;
while (count < 2) {
  System.out.println("Welcome to Java!");
  count++;
}
```

Increase count by 1  
count is 1 now




Liang, Introduction to Java Programming, Tenth Edition, (c) 2015 Pearson Education, Inc. All rights reserved. 10

animation

### Trace while Loop, cont.

```
int count = 0;
while (count < 2) {
  System.out.println("Welcome to Java!");
  count++;
}
```

(count < 2) is still true since count is 1




Liang, Introduction to Java Programming, Tenth Edition, (c) 2015 Pearson Education, Inc. All rights reserved. 11

animation

### Trace while Loop, cont.

```
int count = 0;
while (count < 2) {
  System.out.println("Welcome to Java!");
  count++;
}
```

Print Welcome to Java




Liang, Introduction to Java Programming, Tenth Edition, (c) 2015 Pearson Education, Inc. All rights reserved. 12

animation

### Trace while Loop, cont.

```
int count = 0;
while (count < 2) {
    System.out.println("Welcome to Java!");
    count++;
}
```

Increase count by 1  
count is 2 now




Liang, Introduction to Java Programming, Tenth Edition, (c) 2015 Pearson Education, Inc. All rights reserved. 13

animation

### Trace while Loop, cont.

```
int count = 0;
while (count < 2) {
    System.out.println("Welcome to Java!");
    count++;
}
```

(count < 2) is false since count is 2 now




Liang, Introduction to Java Programming, Tenth Edition, (c) 2015 Pearson Education, Inc. All rights reserved. 14

animation

### Trace while Loop

```
int count = 0;
while (count < 2) {
    System.out.println("Welcome to Java!");
    count++;
}
```

The loop exits. Execute the next statement after the loop.




Liang, Introduction to Java Programming, Tenth Edition, (c) 2015 Pearson Education, Inc. All rights reserved. 15

### Problem: Repeat Addition Until Correct

Recall that Listing 3.1 AdditionQuiz.java gives a program that prompts the user to enter an answer for a question on addition of two single digits. Using a loop, you can now rewrite the program to let the user enter a new answer until it is correct.

**IMPORTANT NOTE:** If you cannot run the buttons, see [www.cs.armstrong.edu/liang/javasfidenote.doc](http://www.cs.armstrong.edu/liang/javasfidenote.doc)

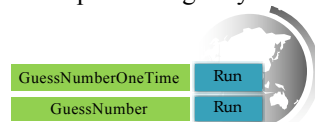
RepeatAdditionQuiz Run



Liang, Introduction to Java Programming, Tenth Edition, (c) 2015 Pearson Education, Inc. All rights reserved. 16

### Problem: Guessing Numbers

Write a program that randomly generates an integer between 0 and 100, inclusive. The program prompts the user to enter a number continuously until the number matches the randomly generated number. For each user input, the program tells the user whether the input is too low or too high, so the user can choose the next input intelligently. Here is a sample run:

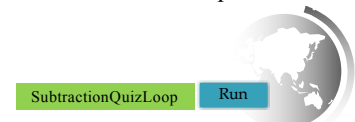


Liang, Introduction to Java Programming, Tenth Edition, (c) 2015 Pearson Education, Inc. All rights reserved.

17

### Problem: An Advanced Math Learning Tool

The Math subtraction learning tool program generates just one question for each run. You can use a loop to generate questions repeatedly. This example gives a program that generates five questions and reports the number of the correct answers after a student answers all five questions.



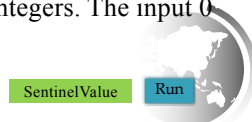
Liang, Introduction to Java Programming, Tenth Edition, (c) 2015 Pearson Education, Inc. All rights reserved.

18

### Ending a Loop with a Sentinel Value

Often the number of times a loop is executed is not predetermined. You may use an input value to signify the end of the loop. Such a value is known as a *sentinel value*.

Write a program that reads and calculates the sum of an unspecified number of integers. The input 0 signifies the end of the input.



Liang, Introduction to Java Programming, Tenth Edition, (c) 2015 Pearson Education, Inc. All rights reserved.

19

### Caution

Don't use floating-point values for equality checking in a loop control. Since floating-point values are approximations for some values, using them could result in imprecise counter values and inaccurate results. Consider the following code for computing  $1 + 0.9 + 0.8 + \dots + 0.1$ :

```
double item = 1; double sum = 0;
while (item != 0) { // No guarantee item will be 0
    sum += item;
    item -= 0.1;
}
System.out.println(sum);
```

Liang, Introduction to Java Programming, Tenth Edition, (c) 2015 Pearson Education, Inc. All rights reserved.

20

### do-while Loop

```
do {
    // Loop body;
    Statement(s);
} while (loop-continuation-condition);
```

Liang, Introduction to Java Programming, Tenth Edition, (c) 2015 Pearson Education, Inc. All rights reserved. 21

### for Loops

```
for (initial-action; loop-continuation-condition; action-after-each-iteration) {
    // loop body;
    Statement(s);
}

int i;
for (i = 0; i < 100; i++) {
    System.out.println(
        "Welcome to Java!");
}
```

: All 22

animation

### Trace for Loop

```
int i;
for (i = 0; i < 2; i++) {
    System.out.println(
        "Welcome to Java!");
}
```

Liang, Introduction to Java Programming, Tenth Edition, (c) 2015 Pearson Education, Inc. All rights reserved. 23

animation

### Trace for Loop, cont.

```
int i;
for (i = 0; i < 2; i++) {
    System.out.println(
        "Welcome to Java!");
}
```


Liang, Introduction to Java Programming, Tenth Edition, (c) 2015 Pearson Education, Inc. All rights reserved. 24

animation

### Trace for Loop, cont.

```
int i;
for (i = 0; <2; i++) {
    System.out.println( "Welcome to Java!");
}
```

(i < 2) is true  
since i is 0




Liang, Introduction to Java Programming, Tenth Edition, (c) 2015 Pearson Education, Inc. All rights reserved. 25

animation

### Trace for Loop, cont.

```
int i;
for (i = 0; i < 2; i++) {
    System.out.println("Welcome to Java!");
}
```

Print Welcome to Java




Liang, Introduction to Java Programming, Tenth Edition, (c) 2015 Pearson Education, Inc. All rights reserved. 26

animation

### Trace for Loop, cont.

```
int i;
for (i = 0; i < 2; i++) {
    System.out.println("Welcome to Java!");
}
```

Execute adjustment statement  
i now is 1




Liang, Introduction to Java Programming, Tenth Edition, (c) 2015 Pearson Education, Inc. All rights reserved. 27

animation

### Trace for Loop, cont.

```
int i;
for (i = 0; <2; i++) {
    System.out.println("Welcome to Java!");
}
```

(i < 2) is still true  
since i is 1




Liang, Introduction to Java Programming, Tenth Edition, (c) 2015 Pearson Education, Inc. All rights reserved. 28

animation

### Trace for Loop, cont.

```
int i;
for (i = 0; i < 2; i++) {
    System.out.println("Welcome to Java!");
}
```

Print Welcome to Java




Liang, Introduction to Java Programming, Tenth Edition, (c) 2015 Pearson Education, Inc. All rights reserved. 29

animation

### Trace for Loop, cont.

```
int i;
for (i = 0; i < 2; i++) {
    System.out.println("Welcome to Java!");
}
```

Execute adjustment statement  
i now is 2




Liang, Introduction to Java Programming, Tenth Edition, (c) 2015 Pearson Education, Inc. All rights reserved. 30

animation

### Trace for Loop, cont.

```
int i;
for (i = 0; i < 2; i++) {
    System.out.println("Welcome to Java!");
}
```

(i < 2) is false  
since i is 2




Liang, Introduction to Java Programming, Tenth Edition, (c) 2015 Pearson Education, Inc. All rights reserved. 31

animation

### Trace for Loop, cont.

```
int i;
for (i = 0; i < 2; i++) {
    System.out.println("Welcome to Java!");
}
```

Exit the loop. Execute the next  
statement after the loop



Liang, Introduction to Java Programming, Tenth Edition, (c) 2015 Pearson Education, Inc. All rights reserved. 32



## Note

The initial-action in a for loop can be a list of zero or more comma-separated expressions. The action-after-each-iteration in a for loop can be a list of zero or more comma-separated statements. Therefore, the following two for loops are correct. They are rarely used in practice, however.

```
for (int i = 1; i < 100; System.out.println(i++));
```

```
for (int i = 0, j = 0; (i + j < 10); i++, j++) {
    // Do something
}
```



Liang, Introduction to Java Programming, Tenth Edition, (c) 2015 Pearson Education, Inc. All rights reserved.

33

## Note

If the loop-continuation-condition in a for loop is omitted, it is implicitly true. Thus the statement given below in (a), which is an infinite loop, is correct. Nevertheless, it is better to use the equivalent loop in (b) to avoid confusion:

```
for ( ; ; ) {
    // Do something
}
```

(a)

Equivalent

```
while (true) {
    // Do something
}
```

(b)



Liang, Introduction to Java Programming, Tenth Edition, (c) 2015 Pearson Education, Inc. All rights reserved.

34

## Caution

Adding a semicolon at the end of the for clause before the loop body is a common mistake, as shown below:

```
for (int i=0; i<10; i++);
{
    System.out.println("i is " + i);
}
```

Logic  
Error



Liang, Introduction to Java Programming, Tenth Edition, (c) 2015 Pearson Education, Inc. All rights reserved.

35

## Caution, cont.

Similarly, the following loop is also wrong:

```
int i=0;
while (i < 10);
{
    System.out.println("i is " + i);
    i++;
}
```

In the case of the do loop, the following semicolon is needed to end the loop.

```
int i=0;
do {
    System.out.println("i is " + i);
    i++;
} while (i<10);
```

Correct



Liang, Introduction to Java Programming, Tenth Edition, (c) 2015 Pearson Education, Inc. All rights reserved.

36

## Which Loop to Use?

The three forms of loop statements, while, do-while, and for, are expressively equivalent; that is, you can write a loop in any of these three forms. For example, a while loop in (a) in the following figure can always be converted into the following for loop in (b):

```

while (loop-continuation-condition) {
    // Loop body
}
(a)
Equivalent
for ( ; loop-continuation-condition; ) {
    // Loop body
}
(b)

```

A for loop in (a) in the following figure can generally be converted into the following while loop in (b) except in certain special cases (see Review Question 3.19 for one of them):

```

for (initial-action;
     loop-continuation-condition;
     action-after-each-iteration) {
    // Loop body;
}
(a)
Equivalent
initial-action;
while (loop-continuation-condition) {
    // Loop body;
    action-after-each-iteration;
}
(b)

```

Liang, Introduction to Java Programming, Tenth Edition, (c) 2015 Pearson Education, Inc. All rights reserved.

37

## Recommendations

Use the one that is most intuitive and comfortable for you. In general, a for loop may be used if the number of repetitions is known, as, for example, when you need to print a message 100 times. A while loop may be used if the number of repetitions is not known, as in the case of reading the numbers until the input is 0. A do-while loop can be used to replace a while loop if the loop body has to be executed before testing the continuation condition.



Liang, Introduction to Java Programming, Tenth Edition, (c) 2015 Pearson Education, Inc. All rights reserved.

38

## Nested Loops

Problem: Write a program that uses nested for loops to print a multiplication table.

Multiplication Table Run



Liang, Introduction to Java Programming, Tenth Edition, (c) 2015 Pearson Education, Inc. All rights reserved.

39

## Minimizing Numerical Errors

Numeric errors involving floating-point numbers are inevitable. This section discusses how to minimize such errors through an example.

Here is an example that sums a series that starts with 0.01 and ends with 1.0. The numbers in the series will increment by 0.01, as follows: 0.01 + 0.02 + 0.03 and so on.

TestSum Run



Liang, Introduction to Java Programming, Tenth Edition, (c) 2015 Pearson Education, Inc. All rights reserved.

40

**Problem:****Finding the Greatest Common Divisor**

Problem: Write a program that prompts the user to enter two positive integers and finds their greatest common divisor.

Solution: Suppose you enter two integers 4 and 2, their greatest common divisor is 2. Suppose you enter two integers 16 and 24, their greatest common divisor is 8. So, how do you find the greatest common divisor? Let the two input integers be  $n_1$  and  $n_2$ . You know number 1 is a common divisor, but it may not be the greatest common divisor. So you can check whether  $k$  (for  $k = 2, 3, 4$ , and so on) is a common divisor for  $n_1$  and  $n_2$ , until  $k$  is greater than  $n_1$  or  $n_2$ .

GreatestCommonDivisor

Run

Liang, Introduction to Java Programming, Tenth Edition, (c) 2015 Pearson Education, Inc. All rights reserved.

41

**Problem: Predicting the Future Tuition**

Problem: Suppose that the tuition for a university is \$10,000 this year and tuition increases 7% every year. In how many years will the tuition be doubled?

FutureTuition

Run

Liang, Introduction to Java Programming, Tenth Edition, (c) 2015 Pearson Education, Inc. All rights reserved.

42

**Problem: Predicting the Future Tuition**

```
double tuition = 10000; int year = 0 // Year 0
tuition = tuition * 1.07; year++; // Year 1
tuition = tuition * 1.07; year++; // Year 2
tuition = tuition * 1.07; year++; // Year 3
...
```

Liang, Introduction to Java Programming, Tenth Edition, (c) 2015 Pearson Education, Inc. All rights reserved.

43

**Case Study: *Converting Decimals to Hexadecimals***

Hexadecimals are often used in computer systems programming (see Appendix F for an introduction to number systems). How do you convert a decimal number to a hexadecimal number? To convert a decimal number  $d$  to a hexadecimal number is to find the hexadecimal digits  $h_n, h_{n-1}, h_{n-2}, \dots, h_2, h_1$ , and  $h_0$  such that

$$d = h_n \cdot 16^n + h_{n-1} \cdot 16^{n-1} + h_{n-2} \cdot 16^{n-2} + \dots + h_2 \cdot 16^2 + h_1 \cdot 16^1 + h_0 \cdot 16^0$$

These hexadecimal digits can be found by successively dividing  $d$  by 16 until the quotient is 0. The remainders are  $h_0, h_1, h_2, \dots, h_{n-2}, h_{n-1}$ , and  $h_n$ .

Dec2Hex

Run

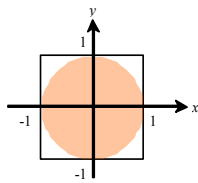
Liang, Introduction to Java Programming, Tenth Edition, (c) 2015 Pearson Education, Inc. All rights reserved.

44

Companion Website

## Problem: *Monte Carlo Simulation*

The Monte Carlo simulation refers to a technique that uses random numbers and probability to solve problems. This method has a wide range of applications in computational mathematics, physics, chemistry, and finance. This section gives an example of using the Monte Carlo simulation for estimating  $\pi$ .



$$\text{circleArea} / \text{squareArea} = \pi / 4.$$

$\pi$  can be approximated as  $4 * \text{numberOfHits} / \text{numberOfTrials}$

MonteCarloSimulation

Run

Liang, Introduction to Java Programming, Tenth Edition, (c) 2015 Pearson Education, Inc. All rights reserved.

45

## Using `break` and `continue`

Examples for using the `break` and `continue` keywords:

### ◆ TestBreak.java

TestBreak

Run

### ◆ TestContinue.java

TestContinue

Run



Liang, Introduction to Java Programming, Tenth Edition, (c) 2015 Pearson Education, Inc. All rights reserved.

46

## break

```
public class TestBreak {
    public static void main(String[] args) {
        int sum = 0;
        int number = 0;

        while (number < 20) {
            number++;
            sum += number;
            if (sum >= 100)
                break;
        }
        System.out.println("The number is " + number);
        System.out.println("The sum is " + sum);
    }
}
```



Liang, Introduction to Java Programming, Tenth Edition, (c) 2015 Pearson Education, Inc. All rights reserved.

47

## continue

```
public class TestContinue {
    public static void main(String[] args) {
        int sum = 0;
        int number = 0;

        while (number < 20) {
            number++;
            if (number == 10 || number == 11)
                continue;
            sum += number;
        }
        System.out.println("The sum is " + sum);
    }
}
```





Liang, Introduction to Java Programming, Tenth Edition, (c) 2015 Pearson Education, Inc. All rights reserved.

48

### Guessing Number Problem Revisited

Here is a program for guessing a number. You can rewrite it using a break statement.

GuessNumberUsingBreak 



Liang, Introduction to Java Programming, Tenth Edition, (c) 2015 Pearson Education, Inc. All rights reserved.

49


### Problem: Checking Palindrome


A string is a palindrome if it reads the same forward and backward. The words “mom,” “dad,” and “noon,” for instance, are all palindromes.

The problem is to write a program that prompts the user to enter a string and reports whether the string is a palindrome. One solution is to check whether the first character in the string is the same as the last character. If so, check whether the second character is the same as the second-to-last character. This process continues until a mismatch is found or all the characters in the string are checked, except for the middle character if the string has an odd number of characters.

String s: a b c d e f g n h g f e d c b a

low high

Palindrome 



Liang, Introduction to Java Programming, Tenth Edition, (c) 2015 Pearson Education, Inc. All rights reserved.


50


### Problem: Displaying Prime Numbers

Problem: Write a program that displays the first 50 prime numbers in five lines, each of which contains 10 numbers. An integer greater than 1 is *prime* if its only positive divisor is 1 or itself. For example, 2, 3, 5, and 7 are prime numbers, but 4, 6, 8, and 9 are not.

Solution: The problem can be broken into the following tasks:

- For number = 2, 3, 4, 5, 6, ..., test whether the number is prime.
- Determine whether a given number is prime.
- Count the prime numbers.
- Print each prime number, and print 10 numbers per line.

PrimeNumber 



Liang, Introduction to Java Programming, Tenth Edition, (c) 2015 Pearson Education, Inc. All rights reserved.

51

Companion Website

### Debugging Loops in IDE Tools

Supplements I1.C, I1.E, and I1.G.



Liang, Introduction to Java Programming, Tenth Edition, (c) 2015 Pearson Education, Inc. All rights reserved.

52